



Gandhinagar Institute of Technology

A Report on

“Workshop on PCB Designing”

(20th March 2021, Saturday)

About:

Mobile and Wireless Technology Club (MWTC) organizes various co-curricular activities and workshops in order to groom the students and make them aware of the latest technologies and trends regarding the communication world. The Electrical Engineering Department conducted a workshop on “PCB Designing” under the banner of MWTC. The workshop was conducted for the 4th semester electrical, electronics & communication engineering students on 20th March 2021, Saturday from 9:30 a.m. to 11:30 a.m. Total 21 Students had actively participated in the workshop.

Objective:

In today’s engineering world, it is very important to develop practical skills along with theoretical knowledge. To satisfy this objective, a brief idea on **PCB DESIGNING** was explained to students and later a hands on session on **PARTSIM SIMULINK TOOL** was also organized, through which students were able to Simulink different projects and practically connect them on PCB by soldering.

Workshop:

Prof. Naitik Trivedi and Prof. Rahish Silavat of Electrical Engineering department conducted the workshop. In the introduction, Prof. Naitik Trivedi explained the basic knowledge of Printed circuit boards and how they differ from general circuit boards and breadboards. Then after, Prof. Rahish Silavat gave a brief knowledge on PARTSIM Simulink tool which is an open source software where one can simulate and test different projects based on various circuits. He also demonstrated some examples by simulating different circuits. Students were instructed to simulate some other logical circuits along with hands on session on the same projects. An interactive session was also organized to bridge the gap of knowledge between students and faculties. Different queries of students regarding printed circuit boards were solved and briefly explained by the faculties.

To make the session more interesting, students were given soldering kits. They were allowed to solder and desolder the same projects on the printed circuit board explained in the previous session. Finally, the workshop came to an end by discussing recent trends and latest scenarios on PCB Designing.

Feedback by Student Participants:

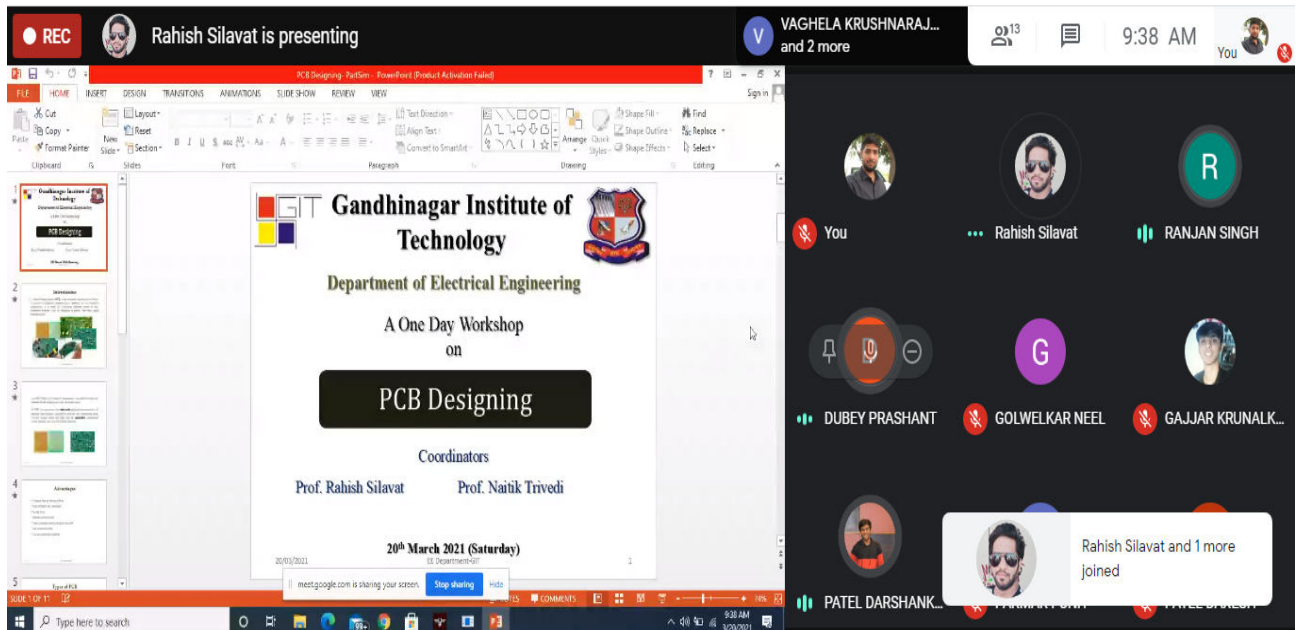
It was a really interesting workshop as we were able to perform various projects by soldering and desoldering them in a workshop. The hands on session was really helpful in order to understand simulations practically. All the queries regarding Printed circuit boards were nicely resolved by our faculty coordinators.

- Krunal Gajjar (190120109003)

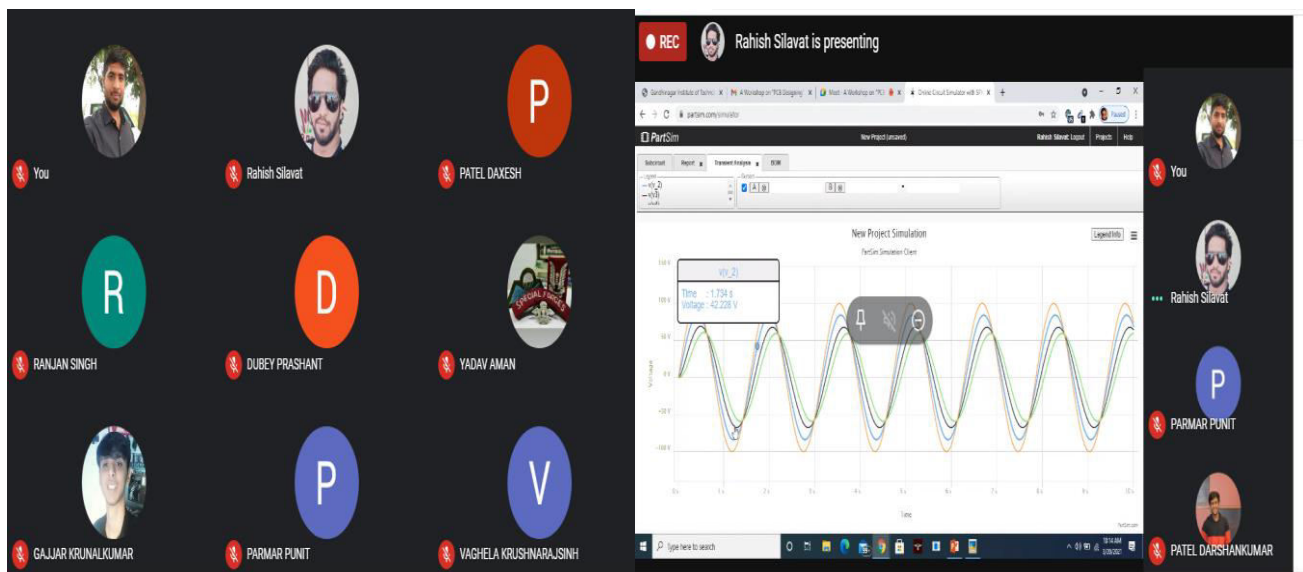
By attending the workshop, we gain a vast knowledge about PCB and its components. We learnt how to simulate any electrical or electronics circuit for testing in PARTSIM Software. All the functions of the software were briefly explained by the faculties. The practical performance was a great experience for us as we made various projects based on PCB designing.

- Pratik Baraiya (200120109507)

Moments:

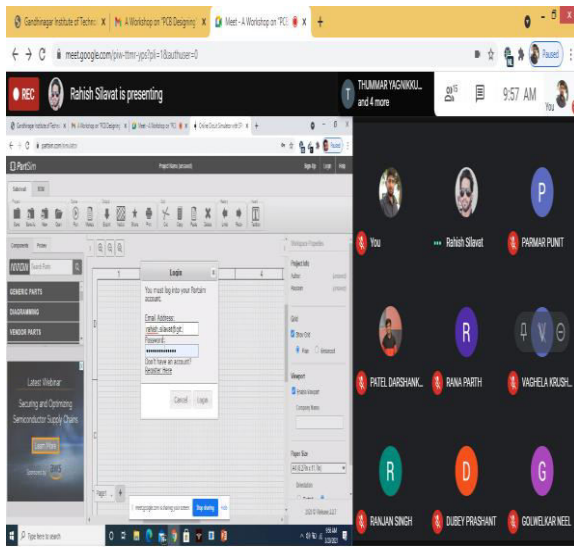


Prof Rahish Silavat demonstrating PARTSIM



Coordinators solving the queries of students

Prof Rahish Silavat explaining Simulation



Students understand soldering on Partsim



Group Photo of the Workshop